

**REGISTRATION FOR:**

The Pressure is On: An interdisciplinary approach to pressure management

- \$420.00 by May 9
- \$210.00 OT Students by May 9
- \$498.75 after May 9
- Day 1 only option \$288.75

\*All prices include GST\*

Includes lunch, refreshments, course materials & taxes

For information contact Amy

T: (604) 736-7009

F: (604) 736-7019

E: [amy@accesstherapists.com](mailto:amy@accesstherapists.com)

Name/Title:

---

Facility/Affiliation:

---

Address:

---

Phone & Fax:

---

Email:

---

Cheques payable to:

Access Community Therapists Ltd.

Please mail/fax completed registration form & mail cheque to:

Access Community Therapists Ltd.

**Event will be held @**



**Advancing YOUR Mobility,**

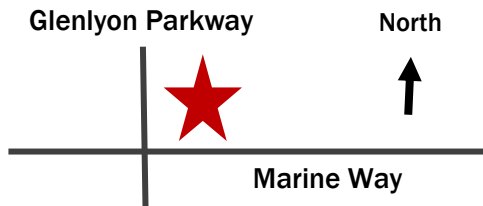
**Keeping YOUR Independence in Motion**

---

**101-8620 Glenlyon Parkway**

**Burnaby, BC V5J 0B6**

**Phone: 604.293.0002**



**[WWW.ADVANCEDMOBILITY.CA](http://WWW.ADVANCEDMOBILITY.CA)**

**June 6 and 7, 2014**

**8:30 to 4:30**

**registration and  
refreshments 8:00**

**ACCESS**  
COMMUNITY THERAPISTS LTD



**THE PRESSURE IS ON,**

**An interdisciplinary  
approach to pressure  
management.**

**June 6 and 7, 2014**



**Presented by:**

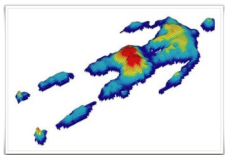
**Jo-Anne Chisholm, OT**

**Heather McMurtry, RN CWOCN**

**Joanne Yip, OT**


## **THE PRESSURE IS ON**

This practical 2 day workshop is intended for clinicians who wish to increase their knowledge and expand their role in pressure management. It highlights the interdisciplinary work of the nurse and occupational therapist in prevention and management of pressure ulcers.



### **DAY 1:**

- Pressure ulcer basics; wound causation, healing and management strategies
- Interdisciplinary model of care
- Introduction to Therapeutic support surfaces and equipment



### **DAY 2:**

- Hands on with client-models
- Seating and skin health assessment and interventions
- Pressure mapping clients
- Selecting equipment to meet client needs

Participants will:

1. Acquire clinical skills to perform skin health assessment.
2. Understand basics of skin health and pressure ulcer healing.
3. Understand complimentary roles of OT and nursing in pressure management.
4. Learn to recognize, stage, measure and describe a pressure ulcer.
5. Practice using a pressure map system.
6. Learn the utility of pressure mapping in clinical practice.
7. Work with a variety of pressure management equipment and be able to select and justify with objective rationale.

### **Day One: 8:30 to 4:30**

- Introduction to Pressure Ulcers
- Breakout Sessions
- Lunch
- Pressure Ulcer Management
- Breakout Sessions
- Lifetime Management

### **Day Two: 8:30 to 4:30 (with clients)**

- Introduction to interdisciplinary assessment with skin focus
- Pressure Mapping use and interpretation
- Breakout Sessions
- Lunch
- Pressure interventions, equipment, positioning, prevention strategies with client-models